


















START

SHIFTING
RANGE











FORWARD

NEUTRAL

REVERSE

MODEL MARK 25

SERIAL NO.

1008542

KIEKHAEFER CORP.

CEDARBURG, WIS.

OPERATION

1. OPEN TANK AIR VENT AND CONNECT FUEL LINE.
2. HAND PUMP FUEL INTO CARBURETOR WITH LINE PUMP.
3. SET SPEED CONTROL INDICATOR IN "START" POSITION.
4. IF MOTOR IS COLD, CHOKE WHILE OPERATING STARTER. AVOID USE OF CHOKE WHEN STARTING WARM MOTOR, OR WHILE RUNNING.
5. DISCONNECT FUEL LINE WHEN TILTING MOTOR.
6. SEE FUEL TANK FOR FULL FUEL INSTRUCTIONS.

ARD NEUTRAL REVERSE

L MARK 25 SERIAL NO. 1008542

EFER CORP. CEDARBURG, WIS.

OPERATION

ANK AIR VENT AND CONNECT FUEL LINE.
MP FUEL INTO CARBURETOR WITH LINE PUMP.
D CONTROL INDICATOR IN "START" POSITION.
IS COLD, CHOKE WHILE OPERATING STARTER. AVOID USE OF
WHEN STARTING WARM MOTOR, OR WHILE RUNNING.
NECT FUEL LINE WHEN TILTING MOTOR.
L TANK FOR FULL FUEL INSTRUCTIONS.

FORWARD

NEUTRAL

REVERSE

MODEL MARK 25

SERIAL NO.

1008542

KIEKHAEFER CORP.

CEDARBURG, WIS.

OPERATION

1. OPEN TANK AIR VENT AND CONNECT FUEL LINE.
2. HAND PUMP FUEL INTO CARBURETOR WITH LINE PUMP.
3. SET SPEED CONTROL INDICATOR IN "START" POSITION.
4. IF MOTOR IS COLD, CHOKE WHILE OPERATING STARTER. AVOID USE OF CHOKE WHEN STARTING WARM MOTOR, OR WHILE RUNNING.
5. DISCONNECT FUEL LINE WHEN TILTING MOTOR.
6. SEE FUEL TANK FOR FULL FUEL INSTRUCTIONS.













MERCURY





MERCURY






















DYNA

FLOAT












110


FLOAT





































2708001




HURRICANE




814-487

HURRICANE

2458001







FORWARD

NEUTRAL

REVERSE

MODEL MARK 25

SERIAL NO.

1008542

KIEKHAEFER CORP.

CEDARBURG, WIS.

OPERATION

1. OPEN TANK AIR VENT AND CONNECT FUEL LINE.
2. HAND PUMP FUEL INTO CARBURETOR WITH LINE PUMP.
3. SET SPEED CONTROL INDICATOR IN "START" POSITION.
4. IF MOTOR IS COLD, CHOKE WHILE OPERATING STARTER. AVOID USE OF CHOKE WHEN STARTING WARM MOTOR, OR WHILE RUNNING.
5. DISCONNECT FUEL LINE WHEN TILTING MOTOR.
6. SEE FUEL TANK FOR FULL FUEL INSTRUCTIONS.



MARK 25
FER CORP.

NEUTRAL

REVERSE

SERIAL NO. 1008542

CEDARBURG, WIS.

OPERATION

AND CONNECT FUEL LINE.
CARBURETOR WITH LINE PUMP.
IN "START" POSITION.
NG STARTER. AVOID USE OF
WHILE RUNNING.





MERCURY



MERCURY













